


HOW TO ATTACH WIRE ROPE CLIPS


Turn back the specified amount of rope from the thimble. Apply the first clip one base width from the dead end of the wire rope (U bolt over dead end - live end rests in clip saddle). Tighten nuts evenly to recommended torque.

1



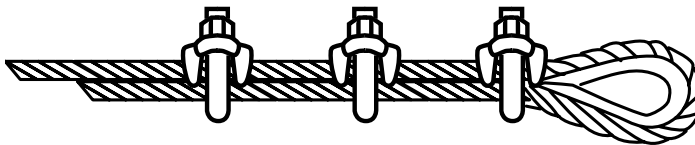
Apply the next clip as near the loop as possible. Turn on nuts firm, but do not tighten.

2



When these instructions require more than two clips - space additional clips equally between the first two - take up rope slack - tighten all nuts evenly on all clips to recommended torque.

3



4

Apply the initial load and retighten nuts to the recommended torque. Rope will stretch and shrink in diameter when loads are applied. Inspect periodically and retighten. The tightening torque values shown are based upon the threads being clean, dry and free of lubrication.